

 IT IS THE BUILDERS RESPONSIBILITY TO CONFIRM DEPTH & LOCATION OF ALL SERVICES PRIOR TO CONSTRUCTION AS THIS MAY AFFECT THE DESIGN.


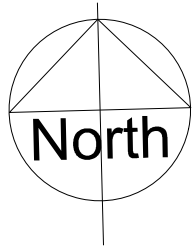
LEGEND
 242.07
 242.07
EXISTING FINISHED SURFACE LEVEL, CONTOURS SHOWN ARE ALSO EXISTING
INDICATES DIRECTION OF SURFACE FLOW
OVERLAND FLOW PATH

| | | | | | |
|-----|----------|------|------|------|--------------------------|
| REV | DATE | DRN | CHK | APP | DRAWING STATUS |
| | | | | | |
| | | | | | |
| | | | | | |
| | | | | | |
| B | 10.05.21 | J.T. | M.M. | M.M. | ISSUED FOR DA |
| A | 26.04.21 | J.T. | M.M. | M.M. | ISSUED FOR CLIENT REVIEW |

This drawing is not approved for construction unless signed.

Mathew McNamara
BEing (Civil) Hons MIE (Aust)

COPYRIGHT - This drawing and the information provided shall remain the property of DRB Consulting Engineers Pty Ltd (DRB) and may not be used, copied or reproduced, in whole or part, for any purpose other than that for which it was supplied without the prior consent of DRB.



260 MAITLAND ROAD, MAYFIELD
PO BOX 4105 KOTARA EAST 2305
0402 915 549
hello@drbengineering.com.au
ABN 64 625 755 482

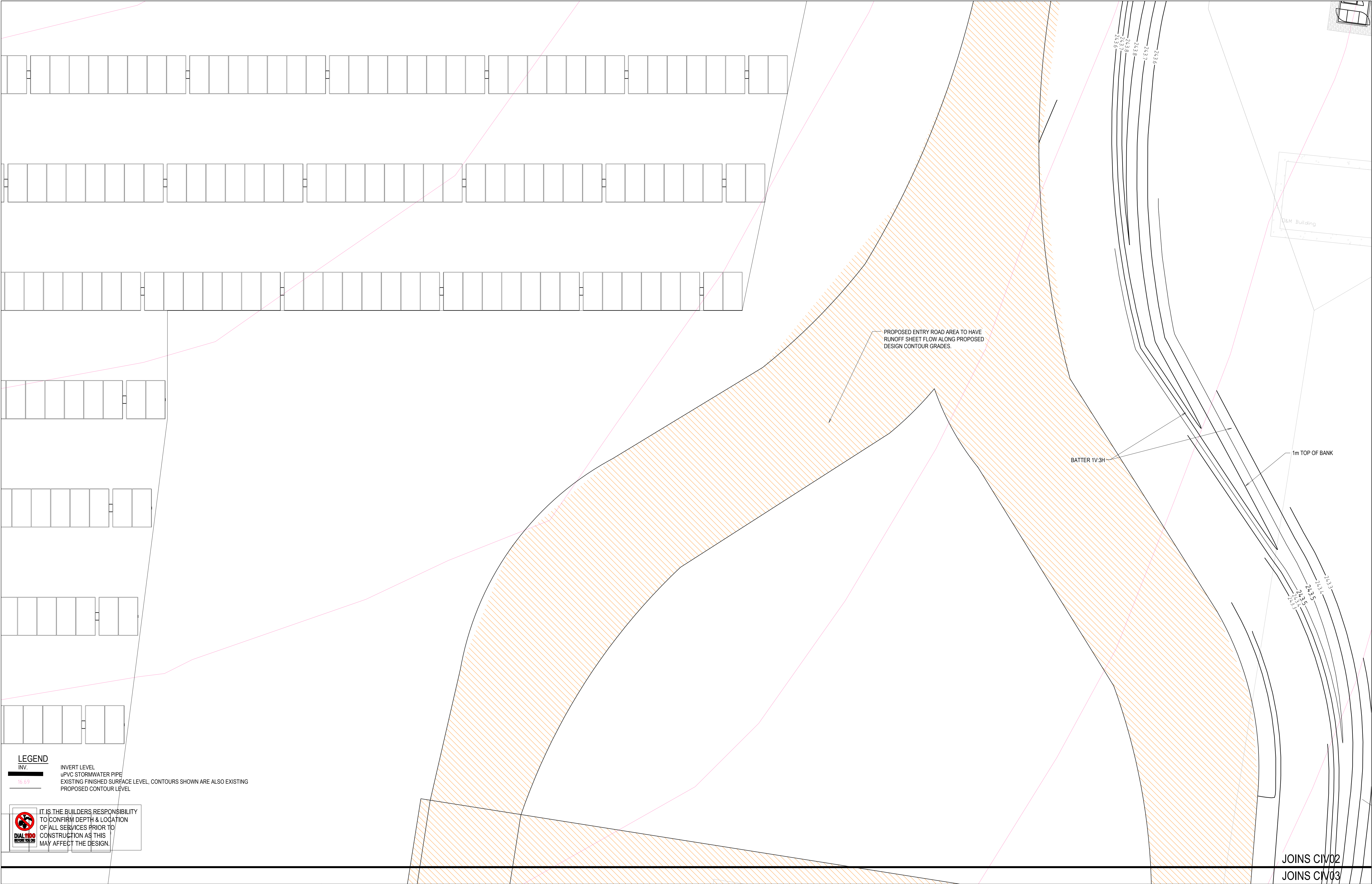
OVERALL PLAN
PINE RIDGE SOLAR FARM,
WYALONG
PROVIDENCE ASSET GROUP

DRAWING STATUS
NOT FOR CONSTRUCTION

PROJECT REF No.
210750

DRAWING No.
CIV01

SHEET SIZE
A1
SCALE
1:1000
REVISION
B




LEGEND

INV.

16.67

INVERT LEVEL
uPVC STORMWATER PIPE
EXISTING FINISHED SURFACE LEVEL, CONTOURS SHOWN ARE ALSO EXISTING
PROPOSED CONTOUR LEVEL



IT IS THE BUILDERS RESPONSIBILITY
TO CONFIRM DEPTH & LOCATION
OF ALL SERVICES PRIOR TO
CONSTRUCTION AS THIS
MAY AFFECT THE DESIGN.

| REV | DATE | DRN | CHK | APP | DRAWING STATUS |
|-----|----------|------|------|------|--------------------------|
| | | | | | |
| | | | | | |
| | | | | | |
| | | | | | |
| B | 10.05.21 | J.T. | M.M. | M.M. | ISSUED FOR DA |
| A | 26.04.21 | J.T. | M.M. | M.M. | ISSUED FOR CLIENT REVIEW |

This drawing is not approved for construction unless signed.

Mathew McNamara
BEing (Civil) Hons MIE (Aust)



North



DRB
CONSULTING
ENGINEERS

260 MAITLAND ROAD, MAYFIELD
PO BOX 4105 KOTARA EAST 2305
0402 915 549
hello@drbengineering.com.au
ABN 64 625 755 482

STORMWATER MANAGEMENT PLAN - SHEET 1
PINE RIDGE SOLAR FARM,
WYALONG
PROVIDENCE ASSET GROUP

DRAWING STATUS
NOT FOR CONSTRUCTION

PROJECT REF No.
210750

DRAWING No.
CIV02

SHEET SIZE
A1
SCALE
1:100
REVISION
B



LEGEND

INV.

10.07

INVERT LEVEL

UPVC STORMWATER PIPE

EXISTING FINISHED SURFACE LEVEL, CONTOURS SHOWN ARE ALSO EXISTING

PROPOSED CONTOUR LEVEL

DIAL 1000

BEFORE YOU DIAL

IT IS THE BUILDERS RESPONSIBILITY TO CONFIRM DEPTH & LOCATION OF ALL SERVICES PRIOR TO CONSTRUCTION AS THIS MAY AFFECT THE DESIGN.

| REV | DATE | DRN | CHK | APP | DRAWING STATUS |
|-----|----------|------|------|------|--------------------------|
| | | | | | |
| | | | | | |
| | | | | | |
| B | 10.05.21 | J.T. | M.M. | M.M. | ISSUED FOR DA |
| A | 26.04.21 | J.T. | M.M. | M.M. | ISSUED FOR CLIENT REVIEW |

This drawing is not approved for construction unless signed.

Mathew McNamara
BEing (Civil) Hons MIE (Aust)

COPYRIGHT - This drawing and the information provided shall remain the property of DRB Consulting Engineers Pty Ltd (DRB) and may not be used, copied or reproduced, in whole or part, for any purpose other than that for which it was supplied without the prior consent of DRB.

North

DRB

CONSULTING ENGINEERS

260 MAITLAND ROAD, MAYFIELD
PO BOX 4105 KOTARA EAST 2305
0402 915 549
hello@drbengineering.com.au
ABN 64 625 755 482

STORMWATER MANAGEMENT PLAN - SHEET 2

PINE RIDGE SOLAR FARM,
WYALONG
PROVIDENCE ASSET GROUP

DRAWING STATUS

NOT FOR CONSTRUCTION

PROJECT REF No.

210750

DRAWING No.

CIV03

SHEET SIZE

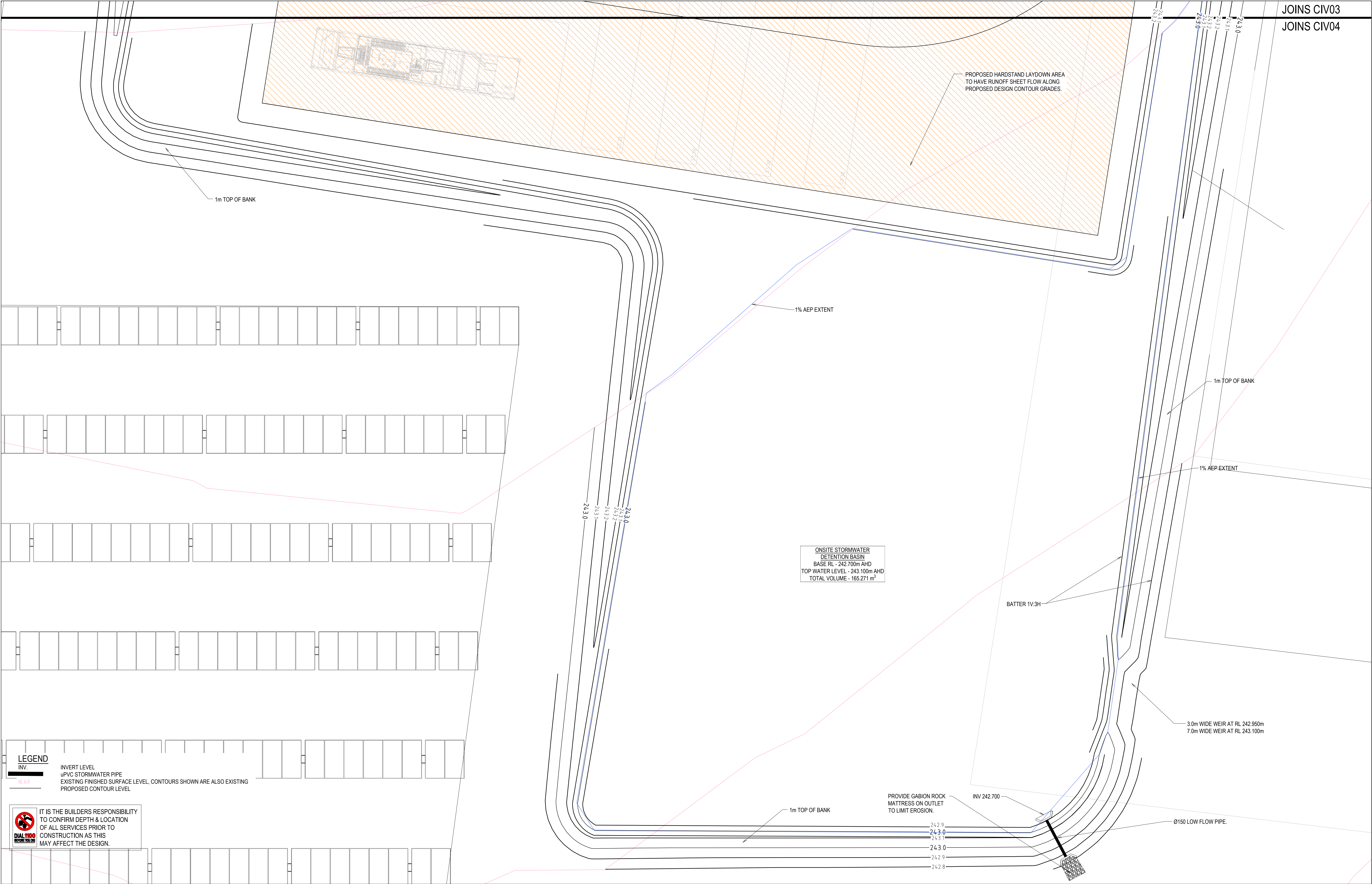
A1

SCALE

1:100

REVISION

B



JOINS CIV03

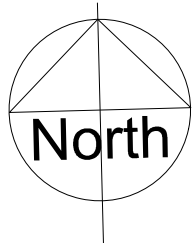
JOINS CIV04

| REV | DATE | DRN | CHK | APP | DRAWING STATUS |
|-----|----------|------|------|------|--------------------------|
| | | | | | |
| | | | | | |
| | | | | | |
| | | | | | |
| B | 10.05.21 | J.T. | M.M. | M.M. | ISSUED FOR DA |
| A | 26.04.21 | J.T. | M.M. | M.M. | ISSUED FOR CLIENT REVIEW |

This drawing is not approved for construction unless signed.

Mathew McNamara
BEing (Civil) Hons MIE (Aust)

COPYRIGHT - This drawing and the information provided shall remain the property of DRB Consulting Engineers Pty Ltd (DRB) and may not be used, copied or reproduced, in whole or part, for any purpose other than that for which it was supplied without the prior consent of DRB.



260 MAITLAND ROAD, MAYFIELD
PO BOX 4105 KOTARA EAST 2305
0402 915 549
hello@drbengineering.com.au
ABN 64 625 755 482

STORMWATER MANAGEMENT PLAN - SHEET 3
PINE RIDGE SOLAR FARM,
WYALONG
PROVIDENCE ASSET GROUP

| DRAWING STATUS | | SHEET SIZE |
|----------------------|-------------|----------------|
| NOT FOR CONSTRUCTION | | A1 |
| | | SCALE 1:100 |
| PROJECT REF No. | DRAWING No. | REVISION |
| 210750 | CIV04 | B |